



### 602406 (E4HCCEOS)

Plug-in Induction Wok, squared, 3500W

## Main Features

- Automatic pan detection to transfer power only when pan is present.
- High impact, heavy duty glass-ceramic wok bowl for durability and easy cleaning.
- Plug in unit designed for table top installations.
- Safety first. Visual message displayed when the hob is still hot to prevent injuries.
- Power level settings from 1 to 20.
- Glass control panel with capacitive touches for intuitive operations and easy cleaning.
- Digital display with LED indicators for enhanced visibility.
- Self-diagnostics: an error code is displayed (Fxxx) in case of dysfunction.

## Construction

- IP23 protection index.
- Cord and plug included.
- Induction air filters easy to clean and remove for about weekly cleaning. Dishwasher safe.
- One induction wok shaped bowl 4mm thick.

## Sustainability

- Rapid heat transfer directly to the pan, no heat is dispersed into the environment
- This model is compliant with Swiss Energy Efficiency Ordinance (730.02).

## Optional Accessories

PNC Code	Description
<b>Pots and pans</b>	
911000	Stainless steel wok pan, design in line with wok cuvette
911003	Non-stick wok pan, design in line with wok cuvette



## Recommended Detergents

PNC Code	Description
OS2881	S01 STAINLESS STEEL SURFACE POLISHER; 6 BOTTLES X 750ML C/T
OS2882	S02 Degreaser for ovens and SpeedDelight. Specific for cleaning the cooking chambers of GourmeXpress and SpeeDelight. Active up to a maximum of 50°C Complete with spray bottle Pack of 6 750ml bottles
OS2883	S03 ALCOHOL BASE DETERGENT; 6 BOTTLES X 750ML; ADR&IMDG&IATA Limited Quantity
OS2884	S04 GLASSES & HARD SURFACES CLEANERS; 6 BOTTLES X 750ML



# Technical specifications

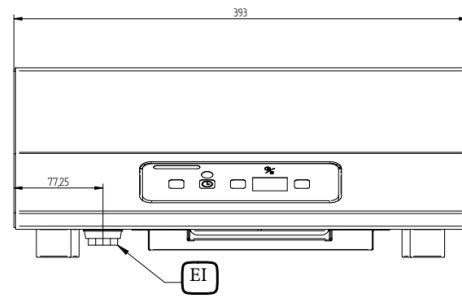
## Electric

Supply voltage:	220-240 V/1N ph/50/60 Hz
Total Watts:	3.5 kW
Plug type:	CE-SCHUKO
Minimum Circuit Ampacity (MCA):	16A

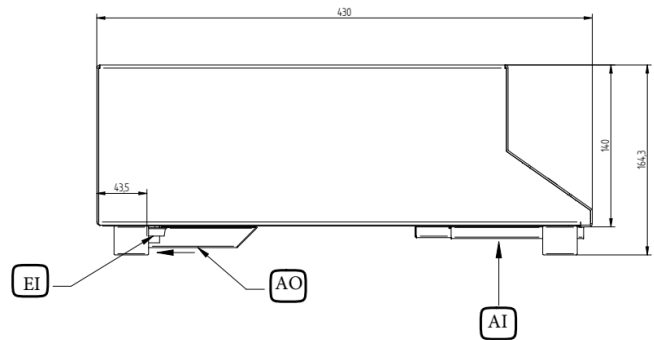
## Key Information:

External dimensions, Width:	393 mm
External dimensions, Depth:	430 mm
External dimensions, Height:	165 mm
Net weight:	10 kg

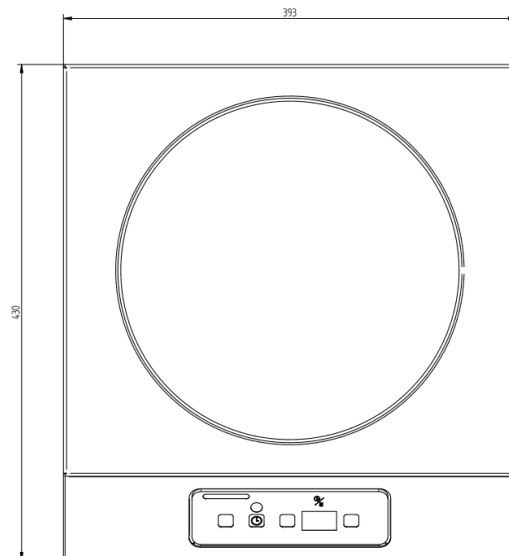
## Front



## Side



## Top



EI = Electrical inlet (power)

EO = Electrical Outlet



Find out more:  
ISO Certificates  
Electrolux Professional Recognitions

The company reserves the right to make modifications to the products without prior notice. All information correct at time of printing.

2026/03/16

3/3